

	SCHEME PHTH-1	SCHEME PHTH-2	SCHEME PHTH-3	SCHEME PHTH-4
ROOF	GAF WEATHERED WOOD	GAF WEATHERED WOOD	GAF WEATHERED WOOD	GAF WEATHERED WOOD
BODY1	SHERWIN WILLIAMS SW7535 SANDY RIDGE	SHERWIN WILLIAMS SW7690 TOWNHALL TAN	SHERWIN WILLIAMS SW6072 VERSATILE GRAY	SHERWIN WILLIAMS SW7744 ZEUS
TRIM	SHERWIN WILLIAMS SW7506 LOGGIA	SHERWIN WILLIAMS SW6106 KILIM BEIGE	SHERWIN WILLIAMS SW6071 POPULAR GRAY	SHERWIN WILLIAMS SW7547 SANDBAR
BODY2	SHERWIN WILLIAMS SW7515 HOMESTEAD BROWN	SHERWIN WILLIAMS SW7724 CANOE	SHERWIN WILLIAMS SW6074 SPALDING GRAY	SHERWIN WILLIAMS SW7039 VIRTUAL TAUPE
ACCENT	SHERWIN WILLIAMS SW2837 AURORA BROWN	SHERWIN WILLIAMS SW7623 CASCADES	SHERWIN WILLIAMS SW7083 DARKROOM	SHERWIN WILLIAMS SW7675 SEALSKIN
STONE	ENVIRONMENTAL STONE ASPEN BLACK BLEND MOUNTAIN LEDGE	ENVIRONMENTAL STONE ASPEN BLACK BLEND MOUNTAIN LEDGE	ENVIRONMENTAL STONE ASPEN BLACK BLEND MOUNTAIN LEDGE	ENVIRONMENTAL STONE ASPEN BLACK BLEND MOUNTAIN LEDGE

SCHEME PHTH-1

ROOF

GAF


WEATHERED WOOD



BODY1

SHERWIN WILLIAMS

SW7535: SANDY RIDGE



TRIM

SHERWIN WILLIAMS


SW7506: LOGGIA



BODY2

SHERWIN WILLIAMS

SW7515: HOMESTEAD BROWN



ACCENT

SHERWIN WILLIAMS

SW2837: AURORA BROWN



STONE

ENVIRONMENTAL STONE

ASPEN BLACK BLEND

MOUNTAIN LEDGE



SCHEME PHTH-2

ROOF

GAF


WEATHERED WOOD



BODY1

SHERWIN WILLIAMS


SW7690: TOWNHALL TAN



TRIM

SHERWIN WILLIAMS

SW6106: KILIM BEIGE



BODY2

SHERWIN WILLIAMS

SW7724: CANOE



ACCENT

SHERWIN WILLIAMS

SW7623: CASCADES



STONE

ENVIRONMENTAL STONE

ASPEN BLACK BLEND

MOUNTAIN LEDGE



SCHEME PHTH-3


ROOF

GAF
WEATHERED WOOD




BODY1

SHERWIN WILLIAMS
SW6072: VERSATILE GRAY




TRIM

SHERWIN WILLIAMS
SW6071: POPULAR GRAY



BODY2

SHERWIN WILLIAMS
SW6074: SPALDING GRAY



ACCENT

SHERWIN WILLIAMS
SW7083: DARKROOM



STONE

ENVIRONMENTAL STONE
ASPEN BLACK BLEND
MOUNTAIN LEDGE



SCHEME PHTH-4

ROOF

GAF
WEATHERED WOOD

BODY1

SHERWIN WILLIAMS
SW7744: ZEUS

TRIM

SHERWIN WILLIAMS
SW7547: SANDBAR

BODY2

SHERWIN WILLIAMS
SW7039: VIRTUAL TAUPE

ACCENT

SHERWIN WILLIAMS
SW7675: SEALSKIN

STONE

ENVIRONMENTAL STONE
ASPEN BLACK BLEND
MOUNTAIN LEDGE

